
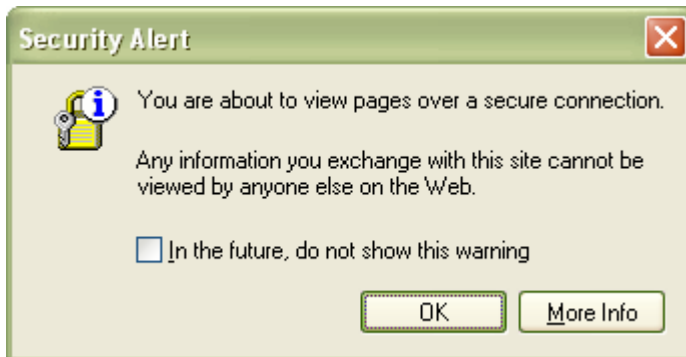


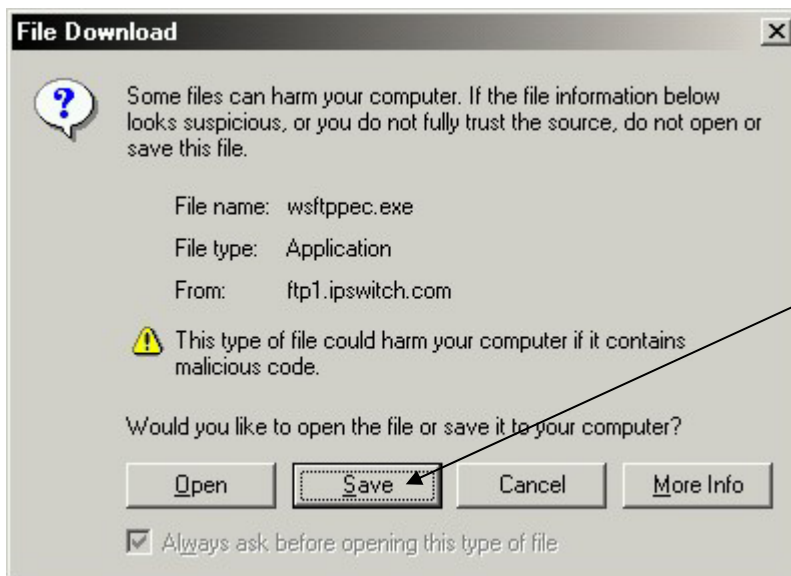
File Transfers Using WS_FTP Pro

To purchase WS_FTP follow the instructions below. If you do not have an Internet connection, you can purchase WS_FTP Pro by calling 1-800-793-4825. You will need a valid credit card (Visa, MasterCard, American Express) to make your online purchase. *Note: Print these instructions to help you correctly purchase and download WS_FTP Pro.*

1. Click this link: http://www.ipswitch.com/Purchase/products/ws_ftp.html to begin the purchasing process. The Purchase page will open with a variety of WS_FTP versions to choose from.
2. The version you are to purchase is: *WS_FTP Pro Version 8.0 for Windows® 98/Me/NT/2000/XP (with 128-Bit SSL Encryption)*
3. Click the icon  under the column description, *Purchase On-line with Web Delivery*. This will open the IPSWITCH™ On-line Purchase page.
4. If you are prompted by this security alert, click OK.



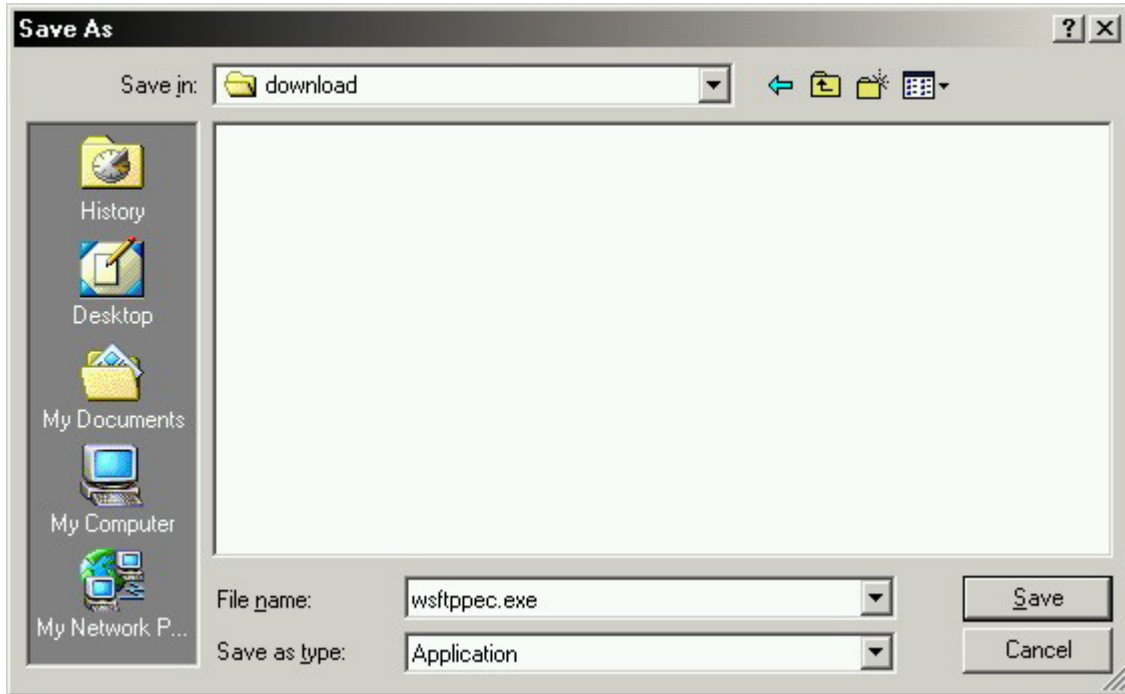
5. At the IPSWITCH™ On-line Purchase page, read the License Agreement, complete the form fields and click the *Submit Purchase Information* button to open the purchase verification page.
6. Verify that all the information you entered is correct and click the *Charge Card* button to allow the website to validate your credit card. Click the *I'd Like to Edit My Entries* button to return to the previous page and edit your information (what you entered in step 5) if an entry is incorrect.
7. Upon validation of your credit card, the *Purchase Receipt and Software Download Page* is displayed. Print this page for your records.
8. Click the button labeled *Download WS_FTP Pro* to open the File Download dialog box.



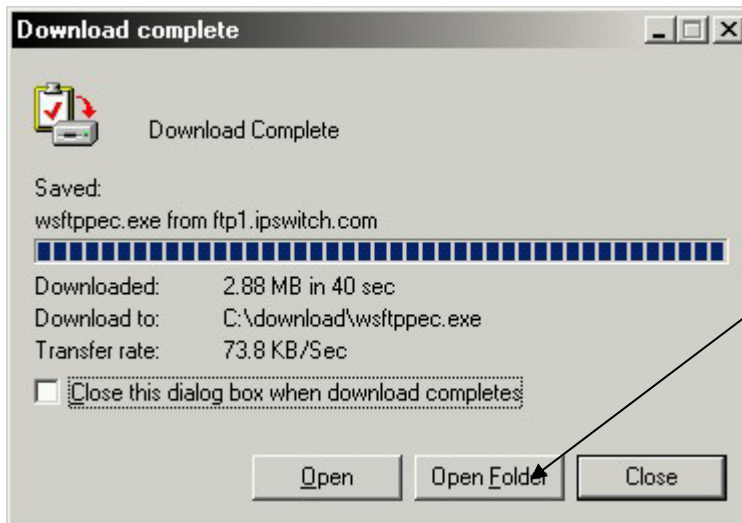
Click the Save button to open the Save As dialog box.

File Transfers Using WS_FTP Pro

9. Choose or create a directory on your machine to save the file. Keep the default file name (wsftpec.exe). Click the Save button.



10. The Download complete dialog box will open once download is complete. If this dialog box does not appear after completion of download, you will have to manually browse for the folder or directory location you chose to save the file in step 9.



Click the *Open Folder* button to go directly to the location/folder you chose in step 9.

11. This completes the purchasing and ordering process. Please proceed with the installation of WS_FTP Pro instructions on the following page.